



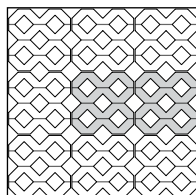
Description: **Paver** | Texture: **Flat** | Applications: **Patios, Walkways, Driveways**



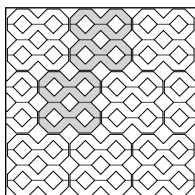
16" x 16"

Laying Patterns


Stack Bond
100% 16 x 16 square



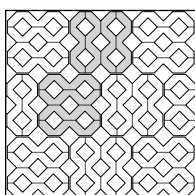
Running Bond
100% 16 x 16 square



Stack Bond 90° Turn
100% 16 x 16 square



Running Bond 90° Turn
100% 16 x 16 square



Installation Tips

- Begin laying pavers at a corner, following a string or chalk line to keep lines straight.
- To ensure good color distribution, take pieces from several pallets at once. Remove paving stones in stacks rather than layers.
- Pallet configuration for some products may not exactly meet pattern requirements. Cutting may be required.

Pallet Information

Dimensions (in)	sf/pallet	total pieces	wt./pallet
16 x 16 x 3 1/8	106	60	2040

Colors



pewter

* Color samples for reference only. Actual product colors may vary.