

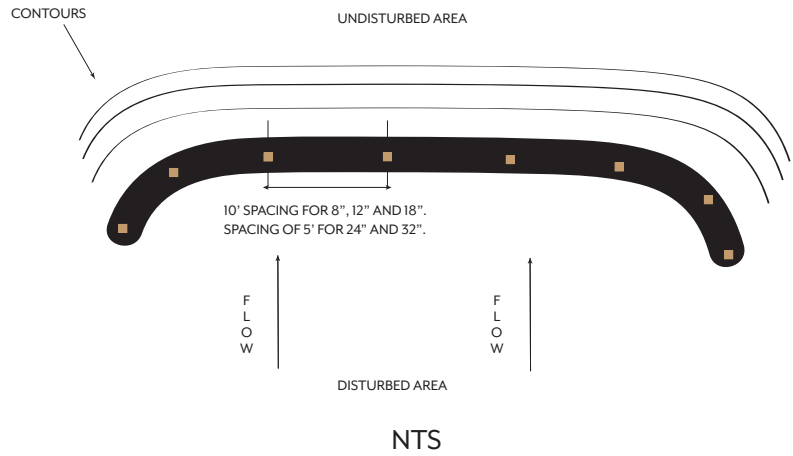
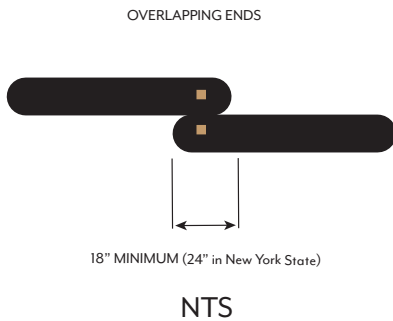
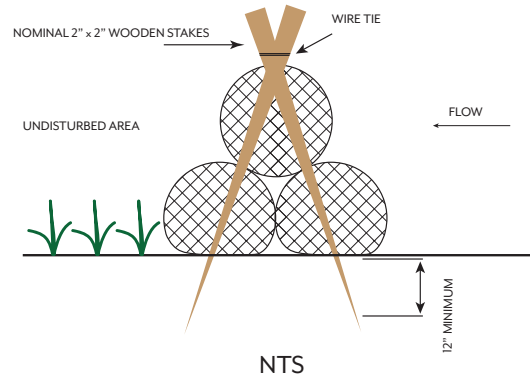
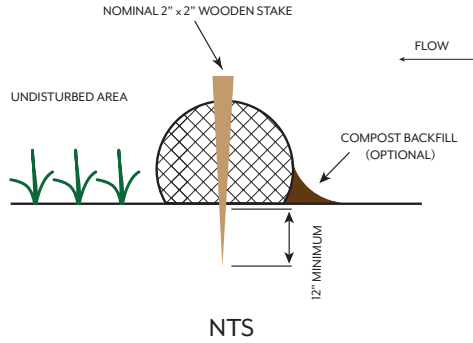
INSTALLATION GUIDE

CORE FILTER SOCKS

These details serve as a general guide for installation of CORE Filter Socks (CFS). Local guidelines must be followed whenever CFS are installed. This product detail sheet is not intended to supersede any local, state or federal regulations or guidelines designed to ensure the proper use of this BMP.

CFS should be inspected after each rain event. Sediment should be removed from the uphill side of the CFS once it has reached half of the aboveground height of the CFS. Portions of the mesh may tear or rip. The CFS will still be functional provided the filler material remains within the mesh. If filter material is lost the section of CFS should be replaced.

When installed properly the CFS will maintain an effective height of 75% of the design height after settling in the field. CFS may be moved after installation to accommodate site conditions. CFS should be placed back in the design position at the end of each day and prior to a rain event.



ALTERNATIVE STAKING OPTIONS

